





ASTRONERGY



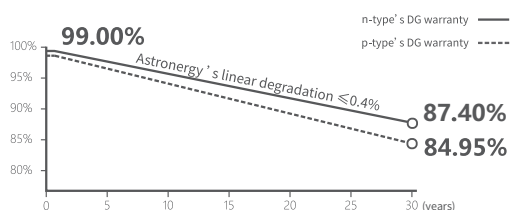
ASTRO N7

CHSM66RN(DG)/F-BH
Bifacial Series

600~620W

Warranty

- 15** 15-year Product Warranty
- 30** 30-year Linear Power Warranty



Key Features

- TOPCon / Half-cut
- Better temperature coefficient (Pmpp)
- Non-destructive cutting
- PID resistance
- Low BOS cost & LCOE
- Bifacial gain



600~620W

POWER RANGE

0~+3%

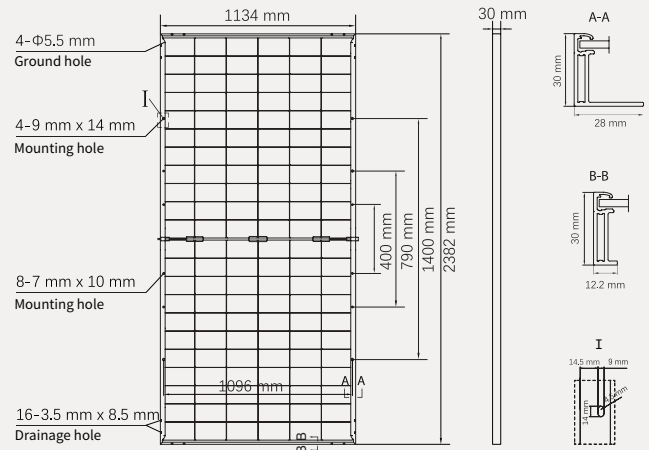
POWER SORTING

23.0%MAX MODULE
EFFICIENCY**≤ 1.0%**FIRST YEAR
POWER DEGRADATION**≤ 0.4%**YEAR 2-30
POWER DEGRADATION

Mechanical Specifications

Outer dimensions (L x W x H)	2382 x 1134 x 30 mm
Cell type	n-type mono-crystalline
No. of cells	132 (6*22)
Frame technology	Aluminum, silver anodized
Front / Back glass	2.0+2.0 mm
Cable length (Including connector)	Portrait: (+)350 mm, (-)250 mm; Customized length
Cable diameter (IEC/UL)	4 mm ² / 12 AWG
① Maximum mechanical test load	5400 Pa (front) / 2400 Pa (back)
Connector type (IEC/UL)	HCB40 (Standard) / MC4-EVO2A (Optional)
Module weight	33.5 kg
Packing unit	36 pcs / box
Weight of packing unit (for 40'HQ container)	1206 kg
Modules per 40' HQ container	720 pcs (Subject to sales contract)

① Refer to Astronergy crystalline installation manual or contact technical department.
Maximum Mechanical Test Load=1.5×Maximum Mechanical Design Load.



Electrical Specifications

STC: Irradiance 1000W/m², Cell Temperature 25° C, AM=1.5

	600	605	610	615	620
Rated output (Pmpp / Wp)	600	605	610	615	620
Rated voltage (Vmpp / V)	41.05	41.18	41.31	41.43	41.56
Rated current (Impp / A)	14.62	14.69	14.77	14.84	14.92
Open circuit voltage (Voc / V)	48.44	48.59	48.74	48.89	49.04
Short circuit current (Isc / A)	15.78	15.86	15.94	16.02	16.11
Module efficiency	22.2%	22.4%	22.6%	22.8%	23.0%

NMOT: Irradiance 800W/m², Ambient Temperature 20° C, AM=1.5, Wind Speed 1m/s

	451.2	455.0	458.7	462.5	466.2
Rated output (Pmpp / Wp)	451.2	455.0	458.7	462.5	466.2
Rated voltage (Vmpp / V)	38.64	38.76	38.88	39.00	39.12
Rated current (Impp / A)	11.68	11.74	11.80	11.86	11.92
Open circuit voltage (Voc / V)	46.01	46.15	46.30	46.44	46.58
Short circuit current (Isc / A)	12.74	12.80	12.87	12.94	13.00

Electrical Specifications (Integrated power)

Pmpp gain	Pmpp / Wp	Vmpp / V	Impp / A	Voc / V	Isc / A
5%	641	41.31	15.51	48.74	16.74
10%	671	41.31	16.24	48.74	17.54
15%	702	41.31	16.98	48.74	18.33
20%	732	41.31	17.72	48.74	19.13
25%	763	41.31	18.46	48.74	19.93

Electrical characteristics with different rear power gain (reference to 610W)

Temperature Ratings (STC)

Operating Parameters

Temperature coefficient (Pmpp)	-0.29%/°C	No. of diodes	3
Temperature coefficient (Isc)	+0.043%/°C	Junction box IP rating	IP 68
Temperature coefficient (Voc)	-0.25%/°C	Max. series fuse rating	35 A
Nominal module operating temperature (NMOT)	41±2°C	Max. system voltage (IEC/UL)	1500V _{DC}

Curve

